


SARAPE 150lb. & 1 TON GAS CYLINDER HEATING BLANKETS

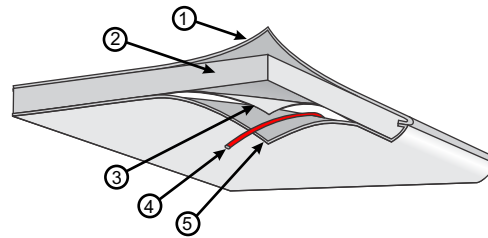


CYLINDER HEATING BLANKET SYSTEMS

The **SARAPE** heating blankets are designed and used to allow normal permissible withdraw rates from 150 lb. and ton cylinders as ambient temperature drops. **SARAPE** blankets are not designed to overfeed gas or eliminate evaporator systems. They are industrial grade removable heat blankets fabricated with an extreme wear resistant heavy duty fiberglass woven mesh non-metallic outer shell coated with Teflon and silicon for outdoor waterproof service in corrosive areas. They operate on 120 VAC power and have an FM approved bi-metallic element sensing direct cylinder temperature. This direct sensing safety element prevents the cylinder temperature from rising above 105° degrees (F).

No exposed metal parts such as clips, pins, buckles or chain loop lace are used in order to avoid leaking, fraying or snagging.

The **SARAPE** blankets are not rated for hazardous or explosive areas.



1. TEFLON COATED HEAVY-WOVEN FIBERGLASS FABRIC
2. "TEMP-MAT" HIGH-TEMPERATURE (FIBROUS) INSULATION.
3. FOIL ALUMINUM REFLECTIVE COVER
4. CONSTANT-WATTAGE HEATING CABLE TEFLON JACKETED 8 WATT PER FOOT
5. BOTTOM LAYER (CYLINDER SIDE) OF SILICONE IMPREGNATED HEAVY-WOVEN FIBROUS FABRIC

The layered heat blanket is fabricated with a bottom shield of silicon impregnated heavy woven fiberglass fabric that is extremely wear resistant. Then a single run of FM and CSA approved sheathed constant wattage heating cable is laced and stitched in place.

The next layer is a reflective cover to radiate heat throughout the blanket. Over the reflective cover is "TEMP-MAT" hi-temperature (fibrous) insulation. The final top cover is Teflon coated heavy woven fiberglass fabric. The assembly is stitched and cross-stitched complete with Velcro tie-down straps to avoid over tightening the blanket. Handy grab straps are strategically stitched in place for operator ease in lifting blanket and avoiding "folding" of inner heating cable. The temperature rise within the lower blanket layer containing the heating cable is protected with a FM approved bi-metallic element sensing direct cylinder temperature. The cylinder sensing element is set at 105° degree (F) shutoff, below maximum permissible gas cylinder temperature. The external cord is connected to a 120 VAC grounded receptacle feeding from a circuit breaker having a 30 mA AC EPD trip ground fault using a 15 AMP safety circuit breaker for added operator safety.

The **SARAPE** blankets are optionally supplied with a **SAVVY** control panel for automatic blanket control as ambient temperature drops and rises. The **SAVVY** controller automatically turns the **SARAPE** blankets on as the ambient temperature drops below 60° degree (F) and turns the blankets off as ambient temperature rises above 75° degree (F). The panel gives lighted indication of supply voltage power and blanket on status. The HOA selector switch allows automatic (ambient temperature) or hand control. The panel is NEMA 4X rated non-metallic FRP for outdoor service in corrosive areas. Panels are available for two, four or multiple cylinder applications. Other options include adjustable thermostat controls. Consult factory for option details.

The **SARAPE** blankets are proudly made in the U.S.A.



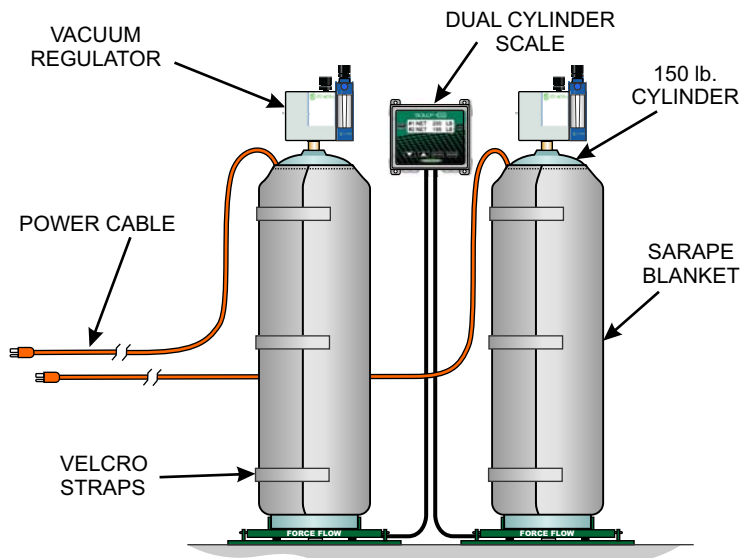
MAKING A WORLD OF DIFFERENCE IN CHEMICAL FEED TECHNOLOGY
1-281-648-8703 www.gasmastrrr.com mastrrrsales@gmail.com



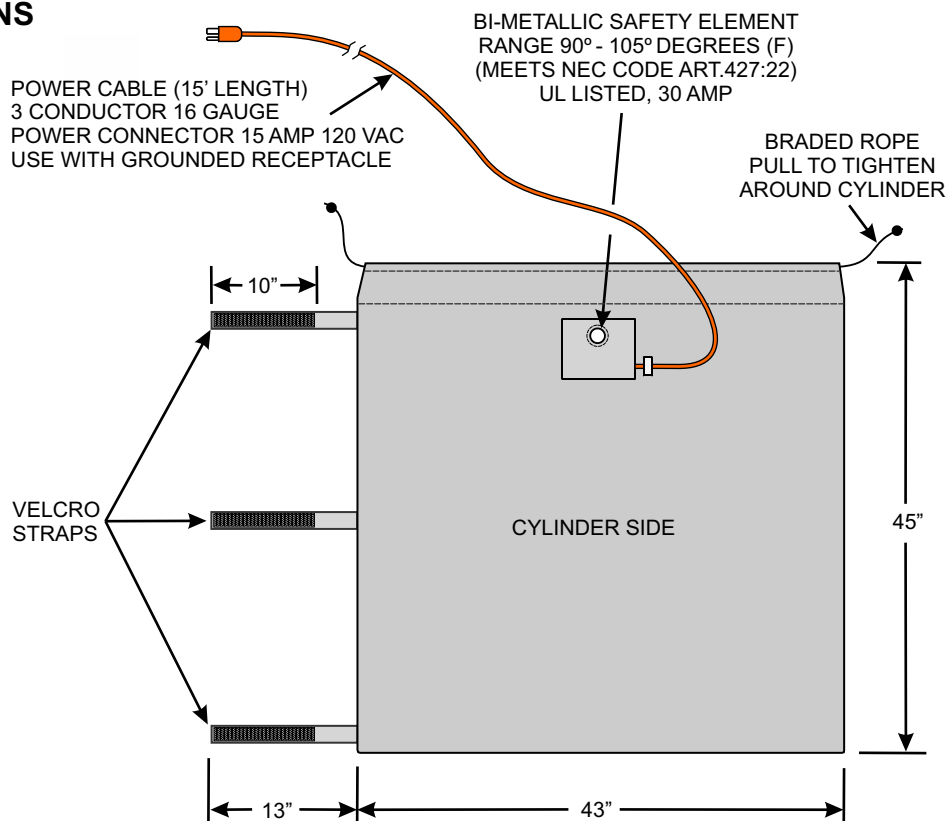
SARAPE 150lb. GAS CYLINDER HEATING BLANKETS

SPECIFICATIONS:

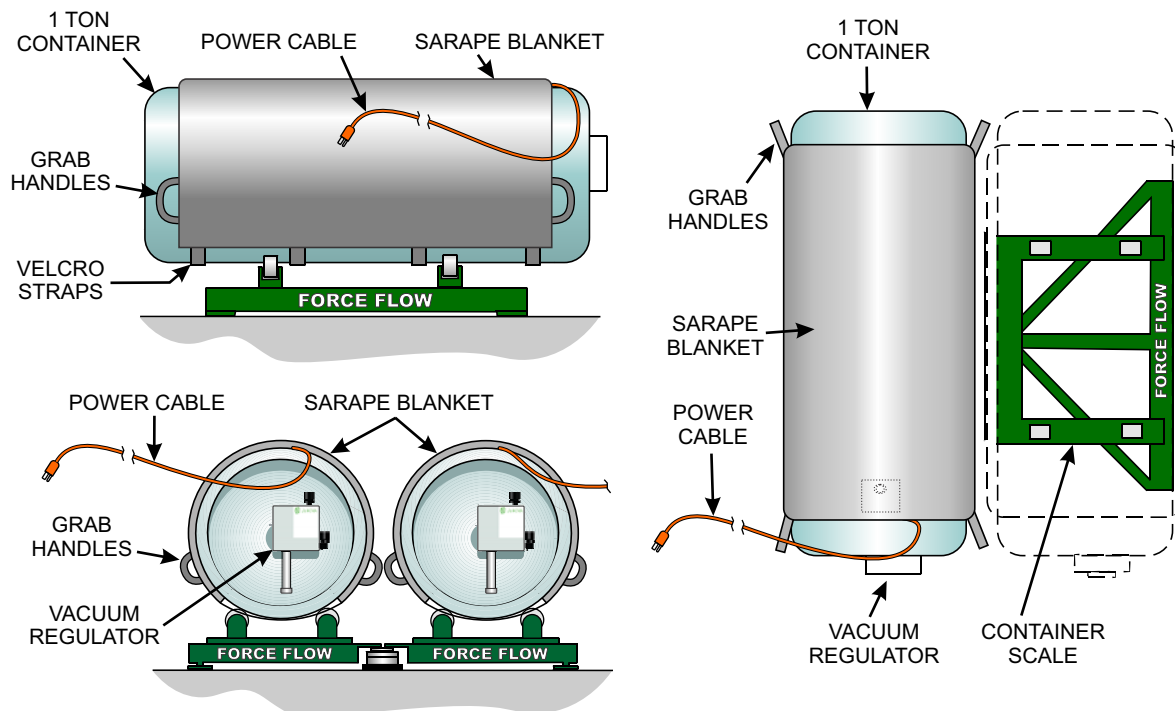
Service Voltage:	120 VAC
Current Draw:	2 amps
Power Cord:	15' long, 16 Gauge 3 conductor SJTW
Circuit Breaker Size:	1-2 Blankets use 15A 1-5 Blankets use 20A
Safety Element Range:	On - 90° degrees (F) Off - 105° degrees (F)
Blanket Size:	43" X 45" X 2"
Weight:	20 lb.
Area Classification:	Ordinary Non-hazardous Indoor/Outdoor Direct Exposure



150 lb. BLANKET DIMENSIONS



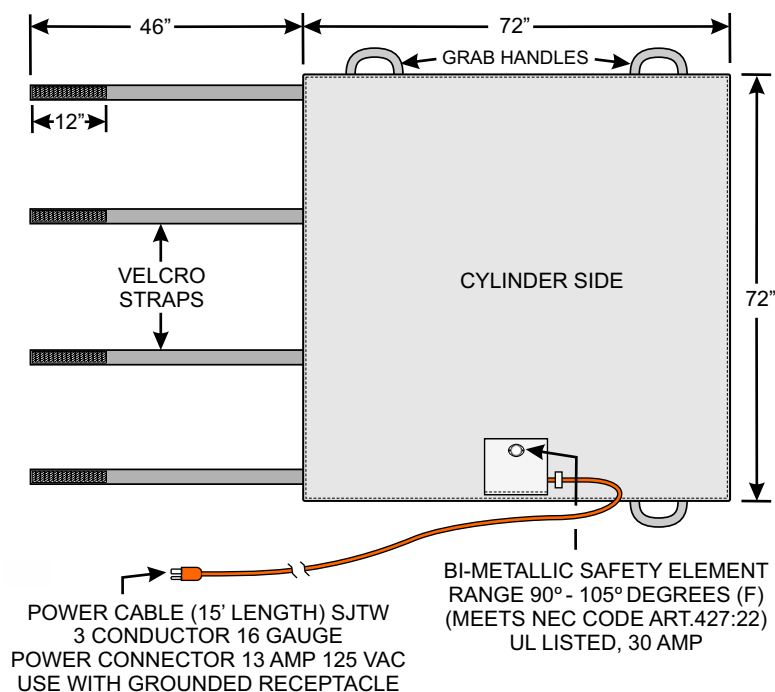
SARAPE 1 TON GAS CYLINDER HEATING BLANKETS



SPECIFICATIONS:

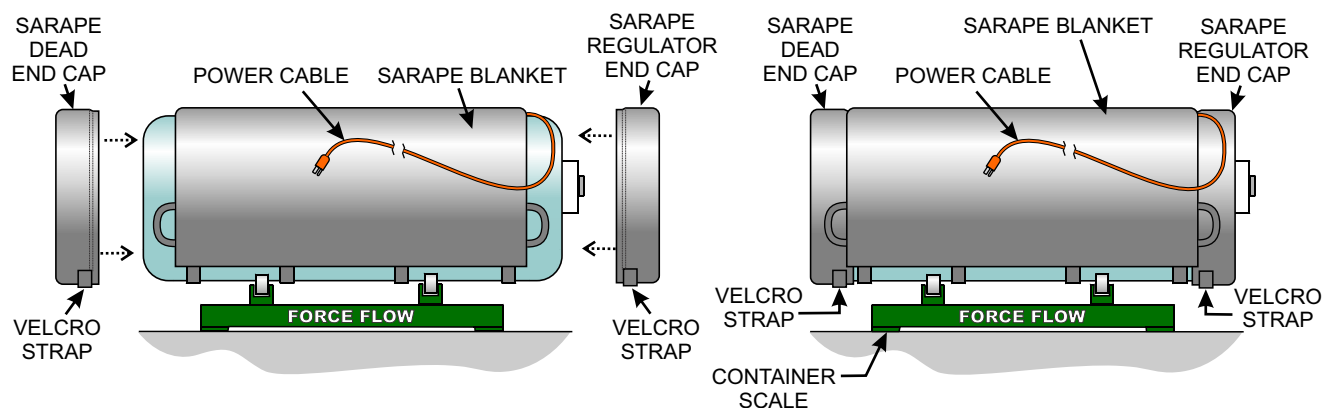
Service Voltage:	120 VAC
Current Draw:	5 amps
Power Cord:	15' long, 16 Gauge 3 conductor SJTW
Circuit Breaker Size:	1-2 Blankets use 15A 1-5 Blankets use 30A
Safety Element Range:	On - 90° degrees (F) Off - 105° degrees (F)
Blanket Size:	72" X 72" X 2"
Weight:	52 lb.
Area Classification:	Ordinary Non-hazardous Indoor/Outdoor Direct Exposure

1 TON BLANKET DIMENSIONS

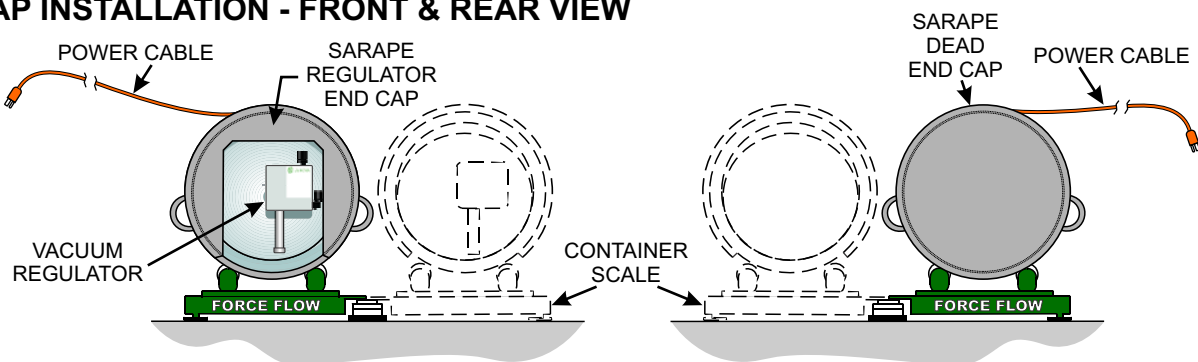


SARAPE 1 TON OPTIONAL ACCESSORY END CAPS GAS CYLINDER HEATING BLANKETS

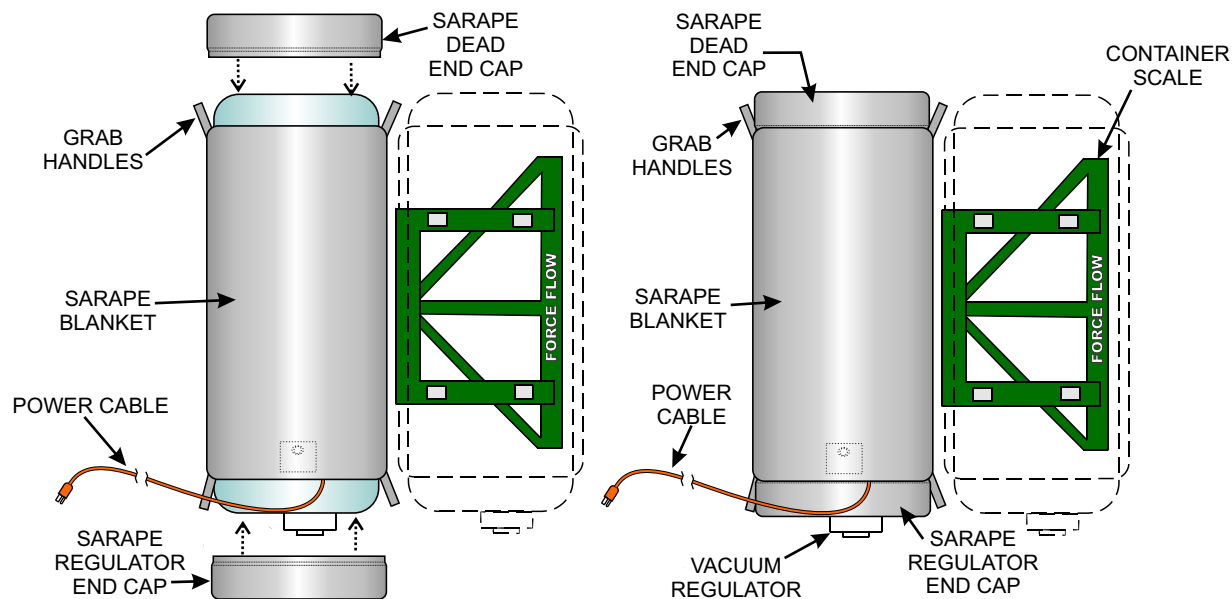
END CAP INSTALLATION - SIDE VIEW



END CAP INSTALLATION - FRONT & REAR VIEW



END CAP INSTALLATION - TOP VIEW



**THE
MASTRRR
COMPANY**

MAKING A WORLD OF DIFFERENCE IN CHEMICAL FEED TECHNOLOGY
1-281-648-8703 www.gasmastrrr.com mastrrrsales@gmail.com

