

SAVVY 5 VFD

CIU VARIABLE FREQUENCY DRIVE CONTROL PANEL



SAVVY 5 VFD CONTROL PANEL

The SAVVY 5 pump motor status monitor and controller panel is designed for use with all GAS MASTRRR series submersible units and INTRUDRRR series inline mixers.

The SAVVY 5 panel is Nema 4X rated with a non-metallic FRP enclosure for indoor/outdoor service.

Components include a fused disconnect switch, CPT, VFD with keypad display, status lamps (run, off, and alarm), HOA switch, mechanical run time hour meter, and lightning surge arrester.

VFD features include high/low voltage, over/under current, and high/low speed settings.

The HIM display keypad supplies realtime data on motor amperage, voltage, speed, and fault conditions.

Remote input signal or local speed control. Output contacts provide information to remote scada systems.

The panels are wired for three phase service with a variety of voltage options from 200-575 VAC. For series 32X x-proof motor applications the panels include seal failure moisture detection and high temperature indication and control. Optional audible/visual alarms available. The panels are tested, programmed and ready for service with your CIU.

- * NEMA 4X FRP enclosure with fused disconnect switch for operator safety.
- * High/low voltage, over/under current and phase loss protection.
- * External motor run-time hour meter (mechanical).
- * Terminal blocks for remote indication and control.
- * Remote input signal or local speed control.
- * Programmable keypad and Realtime display of motor status information.



Optional UL Listed quick power cord disconnects are available for easy installation and removal of the CIU. These quick disconnects are NEMA 4X rated and install at the lower exterior of The SAVVY 5 panel.

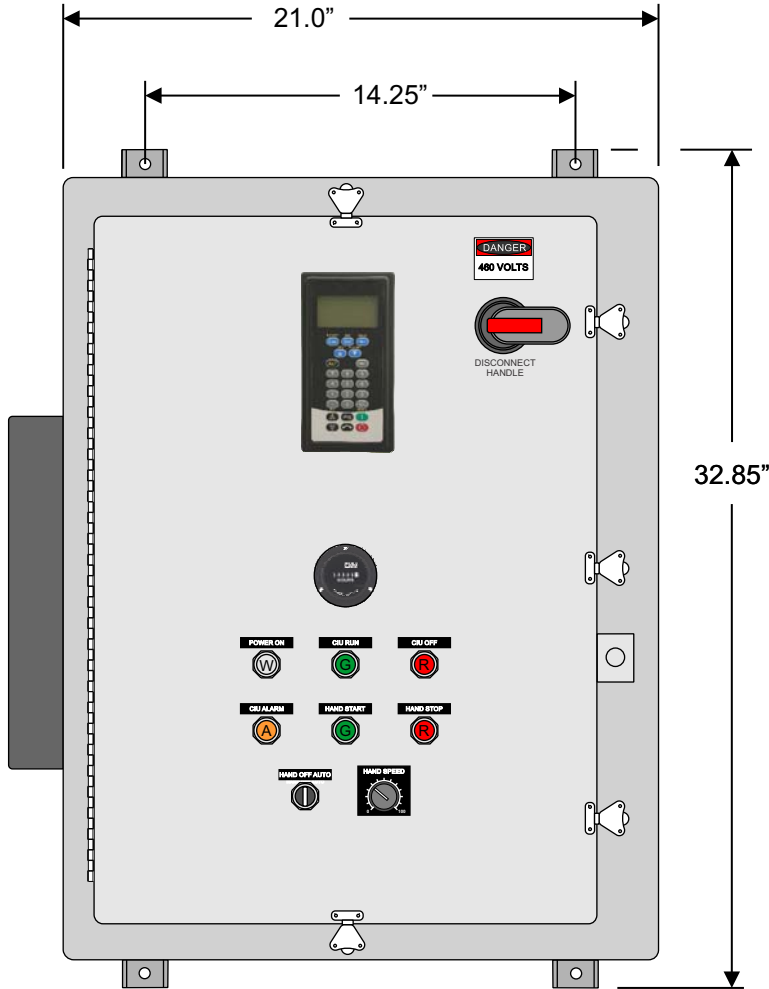
Allen-Bradley VFD



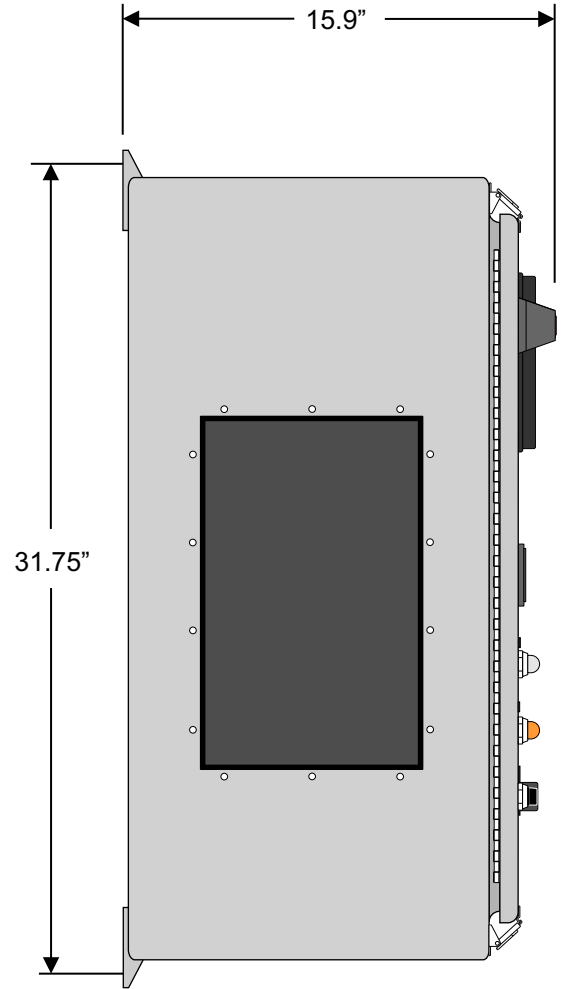
HIM Keypad



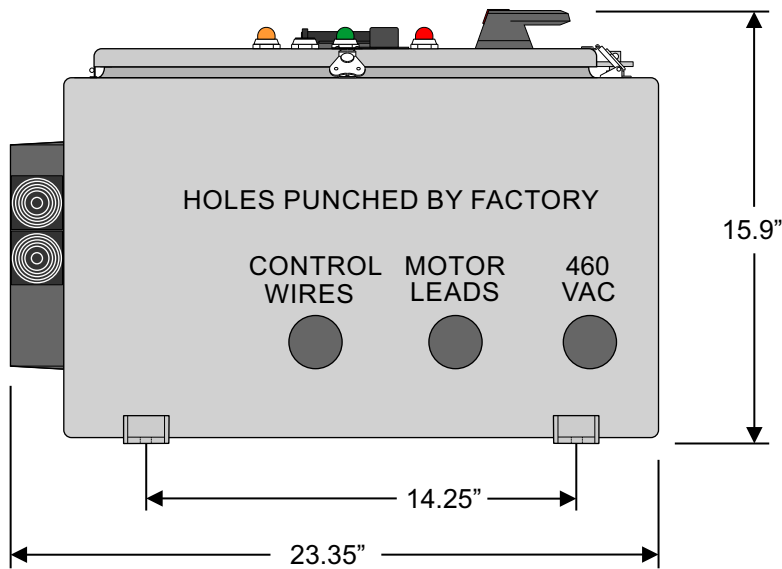
SAVVY 5 - CONTROL PANEL DIMENSIONS



FRONT VIEW



SIDE VIEW



BOTTOM VIEW

LEGEND PLATE SCHEDULE			
TAG	DESC1	DESC2	SIZE
01	POWER	ON	3" X 1/2"
02	CIU	RUN	3" X 1/2"
03	CIU	OFF	3" X 1/2"
04	CIU	ALARM	3" X 1/2"
05	HAND	START	3" X 1/2"
06	HAND	STOP	3" X 1/2"
07	SWITCH	H-O-A	3" X 1/2"
08	SWITCH	SPEED	3" X 3"

SAVVY 5 PANEL WEIGHT 120 lbs.

JOB NAME:	
DESCRIPTION: SAVVY 5 CONTROL PANEL DIMENSIONS	
DATE: 2018	SHEET NO: 2
THE MASTRRR COMPANY Y OOUVOU, TEXAS	FILE NO: SAVVY 5-1